






## Maths (Pictogram)

### Grade3

The chart shows the number of apples that 5 children have.

Paul	
Jane	
Sam	
Tom	
Liza	

1. Liza has 5 apples.
2. Jane has the **smallest** number of apples.
3. Sam and Liza have the **same** number of apples.
4. Paul has the **greatest** number of apples.
5. There are 28 apples in all.